QUICK START GUIDE

AIROC™ CYW30739 Matter/Thread/IEEE 802.15.4 + Bluetooth® Low Energy Module Evaluation Kit

CYW30739B2-P5-EVK01

Kit contents

1. AIROC™ CYW30739 Matter/Thread/IEEE 802.15.4 + Bluetooth® Low Energy trace antenna Module Evaluation Kit (CYW9BTMDM2BASE1 + CYW930739MD1M2ADP + OLED DISPLAY)
2. USB Type-A to Micro-B cable
3. Quick start guide (this document)









www.infineon.com/CYW30739B2-P5-EVK01



1 | USB cable connected to the KitProg3 USB connector

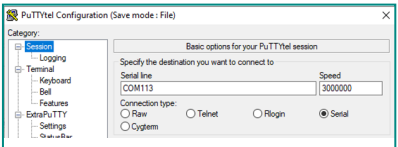

2 | UART Log

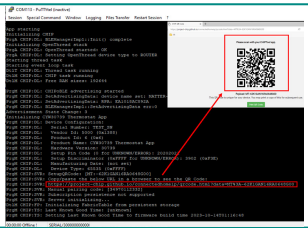

3 | 30739B2 Thermostat QR code

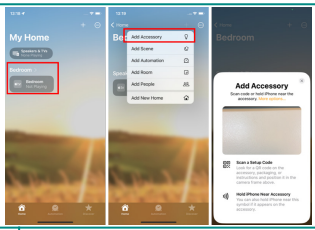

4 | Scan QR code to Add Accessory

Before you start

1. Ensure that you have the following:
   - PC with USB 2.0 port
   - UART terminal software such as PuTTY or Tera Term
2. Connect the KitProg3 USB connector (J1) to your PC.
3. Visit the kit webpage to download and install the required software.
4. Ensure the following jumper settings to select 3.3 V.

Jumper	Position
J6	1 - 2
J7	1 - 3, 2 - 4
J8	1 - 3, 2 - 4
J9	1 - 2, 3 - 4, 5 - 7, 6 - 8
J10	7 - 8
J11	2 - 3

5. Open UART log in the serial terminal with the following settings:
   - KitProg3 USB-UART COM port. For example, COM113
   - Serial speed 3000000

Add 30739B2 application to a home hub

- Application: Thermostat
- Home hub: Apple TV

Add 30739B2 Thermostat to Apple TV Bedroom

1. Ensure that the iPhone and Apple TV are connected to the same LAN.
2. In Apple Home App, create a room (Bedroom) and set up Apple TV using the Apple Support page.
3. Ensure that there are no existing Matter Accessories in iPhone in the following: Setting, General, and Matter Accessories. If the Matter Accessories folder exits, remove the available items.
4. To add Accessories in Bedroom:
   - Open 30739B2 Thermostat QR code displayed in the webpage by clicking on 30739B2's UART log's URL, which shows when Thermostat App starts (see the figure).
   - On Home App, scan QR code and add to "Apple Home".
   - Confirm the Thermostat name and click Continue.
5. Ensure that the thermostat data shown in both display and Home App.

AIROC™ CYW30739 Matter/Thread/IEEE 802.15.4 + Bluetooth® Low Energy Module Evaluation Board details



1 OLED Display (J5-6-9)
2 LED/MIC Selection (J7)
3 Recover Button (SW4)
4 User Button (SW3)
5 Reset Selection (J11)
6 Analog MIC (MIC1)
7 KitProg3 (U1)
8 Light Sensor (U3)
9 Voltage Detector(U2)
10 Temperature/Humidity Sensor (U3)
11 CYW30739B2-P5TAI051(U1)
12 Digital MIC(U5)
13 32.768KHz XTAL (Y1)
14 Current Measurement (J6)
15 Debug UART (J9)
16 KP3 Prog Header (J2)
17 Power Selection (J10)
18 HCI Flow Control (J8)
19 Power LED (D6)
HCI UART LED (D3)
KP3 LED (D5)
Debug LED (D4)
20 User LED (D2)
21 USB (J1)
22 Mode Button (SW5)
23 Reset Button (SW2)
24 Header

AIROC™ CYW30739 Matter/Thread/IEEE 802.15.4 + Bluetooth® Low Energy Module Evaluation Pinout details



See the kit guide available at www.infineon.com/CYW30739B2-P5-EVK01 for more details.

Document number: 002-39746 Rev. *A
Date: 04/2024

All rights reserved. © 2024
Infineon Technologies AG